



Kawartha Camera Club

FUN WITH PHOTOS

This is one of the times of the year that photos are used for family and festive ideas.

Whether you:

- Have family portraits taken and gift them
- Create your own Christmas card (electronic or printed)
- Create invitations to Christmas and New Year's parties
- Dinner place setting name tags
- Gift tags
- Photo calendars

It does not have to be Christmas related, you can do wedding invitations , Birthday cards, Valentine Cards Get well cards or even all occasion note cards.

All of these are great ways to be creative and present your photos for a purpose and showing them off to friends and families.



Kawartha Camera Club

If you are creative let your imagination go and create your photo projects from scratch.

If you have specialty program or just use power point or Excel you can create your own templates

If you are not so creative, there are lots of downloads on the web or Box Store web sited to act as ideas or templates to create your own project.

Web sites like Costco & Vistaprint not only offer templates but they also offer printing.



Kawartha Camera Club

http://www.vistaprint.ca/gallery/!FoAAAABAAAAA=/christmas-cards.aspx?attribute=88

MSN Canada - Hotmail, Outlo... Christmas Cards, Christma... X

File Edit View Favorites Tools Help

Page Safety Tools

All Products **Christmas Cards & Gifts** Business Cards Marketing Materials Signs & Posters Invitations & Stationery Clothing & Bags Digital Marketing Design Services Specials

Have a promo code?

Christmas Cards

Full pricing and specifications

1670 Designs 24 per page 1 2 3 4 5 ... 70 Favorites (0)

Search Designs

Enter a keyword You've Selected 1

Number of Photos

0 1 2 3+

Preview your photo on all cards


Category

— Events

- Business (272)
- Christmas (1063)
- New (302)
- New Year (239)
- Other Occasions (300)
- Seasonal (836)


Styles & Themes

- Bold (118)
- Conservative (293)
- Elegant (260)


Upload a complete design


ID: 2941648

MERRY CHRISTMAS



182 x 117 mm Flat
As low as \$1.07 per piece


ID: 2938944



HAPPY EVERYTHING

182 x 117 mm Flat
As low as \$1.07 per piece


ID: 1623722




WISHING YOU MERRY CHRISTMAS

182 x 117 mm Flat
As low as \$1.07 per piece


ID: 2967534




ID: 1149227



ID: 1721075



ID: 2996644





Kawartha Camera Club

Here are some important things to remember when you create your own templates:

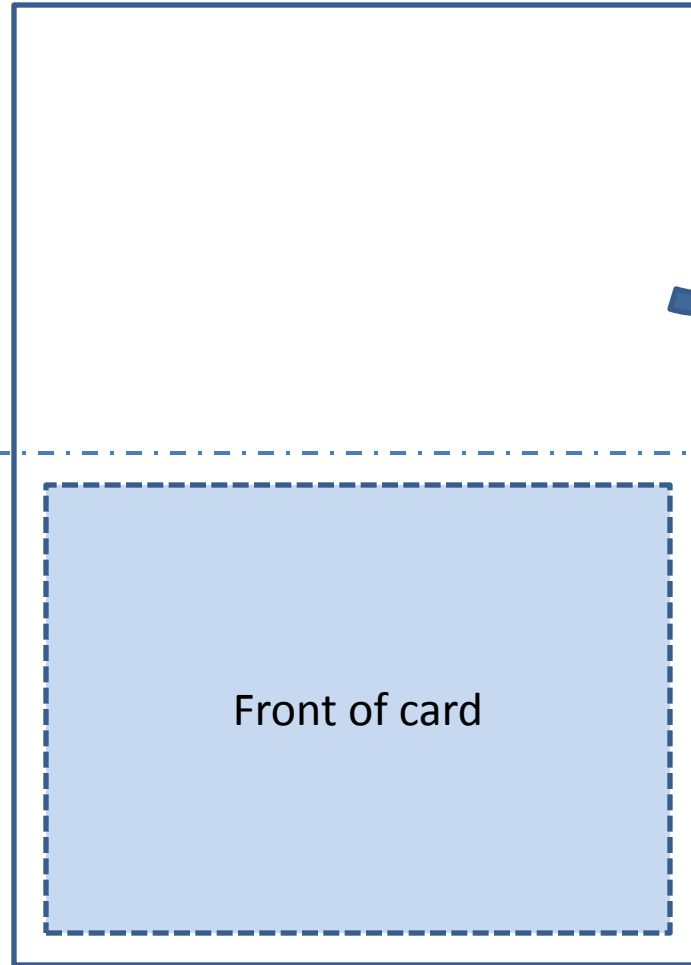
- If you use standard sized paper (8 ½ x 11 ½) you want to use the bottom of the page for the front of your card so it is located properly when you fold the paper.
- If you are printing an inside to your card, be sure to print a test sheet to determine where your inside design has to be located to end up in the correct orientation in your card.
- The test sheet also make you aware of how the paper feeds through your printer to end up printing on the card in the correct location. You most likely have to load the paper with the side you want printed to be down in the tray.
- Create and save your template so you can use it for other card purposes



Kawartha Camera Club

Power point:

Fold point



Inside of
card is on
the back



Kawartha Camera Club

Power point also lest you add photos ,
various frames & fonts

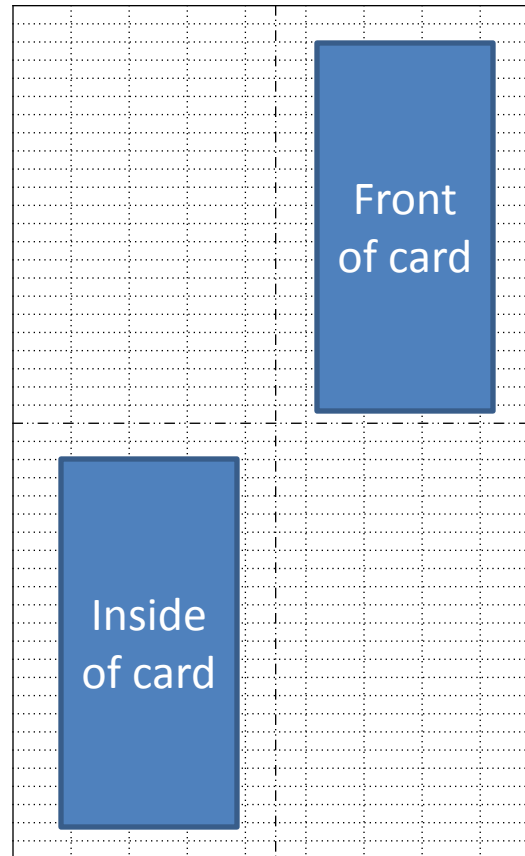




Kawartha Camera Club

Excel:

I like to use excel for a template because the grid is created by the cell boundaries. This helps with positioning.



This is a bi-folded card
It will be a $\frac{1}{4}$ page when
completed.

You can insert photos ,
fonts clip art etc to
create your card.



Kawartha Camera Club

Fuse Your Photos to Stone and Tile for Unique Gifts and Stunning Displays

<http://blog.redriverpaper.com/2016/09/fuse-your-photos-to-stone-and-tile-for-unique-gifts-and-stunning-displays.html>





Kawartha Camera Club

So there you go, add clip art to dress up your photos and make use of all those files.



To:

From:

